

GOLIMUMAB

Simponi ARIA®
50 mg/4 mL
Solution for Injection (IV)
TNF α inhibitor

FORMULATION

Golimumab is a human IgG1k monoclonal antibody specific for human tumor necrosis factor alpha (TNF α) that exhibits multiple glycoforms with molecular masses of approximately 150 to 151 kilodaltons. Golimumab was created using genetically engineered mice immunized with human TNF, resulting in an antibody with human-derived antibody variable and constant regions. Golimumab is produced by a recombinant cell line of murine origin cultured by continuous perfusion and is purified by a series of steps that includes measures to inactivate and remove viruses.

The Golimumab (Simponi ARIA®) injection is a 50 mg sterile solution of the golimumab antibody supplied in a 4-mL glass vial for intravenous infusion.

Golimumab (Simponi ARIA®) is a preservative-free, colorless to light yellow solution with a pH of approximately 5.5. Golimumab (Simponi ARIA®) is not made with natural rubber latex. Each 4-mL vial of Golimumab (Simponi ARIA®) contains 50 mg golimumab, L-histidine, L-histidine monohydrochloride monohydrate, polysorbate 80, sorbitol and water for injection.

CLINICAL PHARMACOLOGY

Mechanism of Action

Golimumab is a human monoclonal antibody that binds to both the soluble and transmembrane bioactive forms of human TNF α . This interaction prevents the binding of TNF α to its receptors, thereby inhibiting the biological activity of TNF α (a cytokine protein). There was no evidence of the golimumab antibody binding to other TNF superfamily ligands; in particular, the golimumab antibody did not bind or neutralize human lymphotoxin. Golimumab did not lyse human monocytes expressing transmembrane TNF in the presence of complement or effector cells.

Elevated TNF α levels in the blood, synovium, and joints have been implicated in the pathophysiology of several chronic inflammatory diseases such as rheumatoid arthritis, psoriatic arthritis and ankylosing spondylitis. TNF α is an important mediator of the articular inflammation that is characteristic of these diseases. Golimumab modulated the *in vitro* biological effects mediated by TNF in several bioassays, including the expression of adhesion proteins responsible for leukocyte infiltration (E-selectin, ICAM-1 and VCAM-1) and the secretion of proinflammatory cytokines (IL-6, IL-8, G-CSF and GM-CSF). The clinical relevance of these findings is unknown.

Pharmacodynamics

Following treatment with Golimumab (Simponi ARIA®) in patients with RA, decreases from baseline were observed in tissue inhibitor of metalloproteinase-1 (TIMP-1), matrix metalloproteinase-1 (MMP-1), matrix metalloproteinase-3 (MMP-3), resistin, interleukin-6 (IL-6), macrophage inflammatory protein-1 (MIP-1b), vascular endothelial growth factor (VEGF), serum amyloid A (SAA), S100A12, and high sensitivity C-Reactive protein (hsCRP). Conversely, increases from baseline were observed in tartrate-resistant acid phosphatase (TRAP-5b). The clinical relevance of this information is not known.

Pharmacokinetics

Golimumab exhibited approximately dose-proportional pharmacokinetics in patients with RA over the dose range of 0.1 to 10.0 mg/kg following a single intravenous dose.

Absorption

Following a single intravenous administration of 2 mg/kg Golimumab (Simponi ARIA®), a mean C_{max} of 44.4 ± 11.3 mcg/mL was observed in patients with RA. Data directly comparing 2 mg/kg intravenous administration and 50 mg subcutaneous administration are not available.

Distribution

Following a single intravenous administration of 2 mg/kg Golimumab (Simponi ARIA®), the mean volume of distribution was estimated to be 115 ± 19 mL/kg in healthy subjects, and 151 ± 61 mL/kg in patients with RA. The volume of distribution of golimumab may indicate that golimumab is distributed primarily in the circulatory system with limited extravascular distribution.

Elimination

Following a single intravenous administration of 2 mg/kg Golimumab (Simponi ARIA®), the systemic clearance of golimumab was estimated to be 6.9 ± 2.0 mL/day/kg in healthy subjects and 7.6 ± 2.0 mL/day/kg in patients with RA. The mean terminal half-life was estimated to be 12 ± 3 days in healthy subjects and the mean terminal half-life in RA patients was 14 ± 4 days.

Multiple Doses

When 2 mg/kg Golimumab (Simponi ARIA®) was administered intravenously to patients with RA at weeks 0, 4 and every 8 weeks thereafter, serum concentrations reached steady-state by Week 12. With concomitant use of MTX, treatment with 2 mg/kg golimumab every 8 weeks resulted in a mean steady-state trough serum concentration of approximately 0.4 ± 0.4 mcg/mL in patients with active RA. The mean steady-state trough serum concentration in patients with PsA was 0.7 ± 0.6 mcg/mL. The mean steady-state trough serum concentration in patients with AS was 0.8 ± 0.6 mcg/mL.

Patients with RA, PsA and AS who developed anti-golimumab antibodies generally had lower trough steady-state serum concentrations of golimumab (see **Adverse Reactions**).

Specific Populations

No formal study of the effect of renal or hepatic impairment on the PK of golimumab was conducted.

Body Weight

Following intravenous administration, patients with higher body weight tended to have slightly higher serum golimumab concentrations than patients with lower body weights when golimumab was administered on a mg/kg (body weight) basis. However, based on population PK analysis, there were no clinically relevant differences in golimumab exposure following intravenous administration of 2 mg/kg Golimumab (Simponi ARIA®) in adults patients across a range of different body weights.

Drug Interaction Studies

Specific drug interaction studies have not been conducted with Golimumab (Simponi ARIA®)

NON-CLINICAL TOXICOLOGY

Carcinogenesis, Mutagenesis, Impairment of Fertility

Long-term animal studies of golimumab have not been conducted to evaluate its carcinogenic potential. Mutagenicity studies have not been conducted with golimumab. A fertility study conducted in mice using an analogous anti-mouse TNF α antibody administered by the intravenous route at doses up to 40 mg/kg once per week showed no impairment of fertility.

CLINICAL STUDIES

Rheumatoid Arthritis

The efficacy and safety of Golimumab (Simponi ARIA®) were evaluated in one multicenter, randomized, double-blind, controlled trial (Trial RA, NCT00973479) in 592 patients ≥ 18 years of age with moderately to severely active RA despite concurrent MTX therapy and had not previously been treated with a biologic TNF-blocker. Patients were diagnosed according to the American College of Rheumatology (ACR) criteria, at least 3 months prior to administration of study agent and were required to have at least 6 swollen and 6 tender joints. Patients were randomized to receive either Golimumab (Simponi ARIA®) 2 mg/kg (N=395) or placebo (N=197) over a 30-minute intravenous infusion at Weeks 0, 4 and every 8 weeks thereafter in addition to their weekly maintenance MTX dose (15-25 mg). All patients receiving placebo + MTX received Golimumab (Simponi ARIA®) + MTX after Week 24, but the trial remained blinded until all patients had completed 108 weeks of treatment. Efficacy data were collected and analyzed through Week 52. Patients were allowed to continue stable doses of concomitant low dose corticosteroids (equivalent to ≤ 10 mg of prednisone a day) and/or NSAIDs. The use of other DMARDs including cytotoxic agents or other biologics was prohibited.

The primary endpoint in Trial RA was the percentage of patients achieving an ACR 20 response at Week 14. In Trial RA, the majority of subjects were women (82%) and were Caucasian (80%) with a median age of 52 years and a median weight of 70 kg. Median disease duration was 4.7 years, and 50% of the patients used at least one DMARD other than MTX in the past. At baseline, 81% of patients received concomitant NSAIDs and 81% of patients received low-dose corticosteroids (equivalent to ≤ 10 mg of prednisone a day). The median baseline DAS28-CRP was 5.9 and the median van der Heijde-Sharp score at baseline was 28.5.

Clinical Response

A greater percentage of patients treated with the combination of Golimumab (Simponi ARIA®) + MTX achieved ACR 20 at Week 14 and ACR 50 at Week 24 versus patients treated with the placebo + MTX as shown in Table 1. The percent of patients achieving ACR 20 responses by visit for Trial RA is shown in Figure 1.

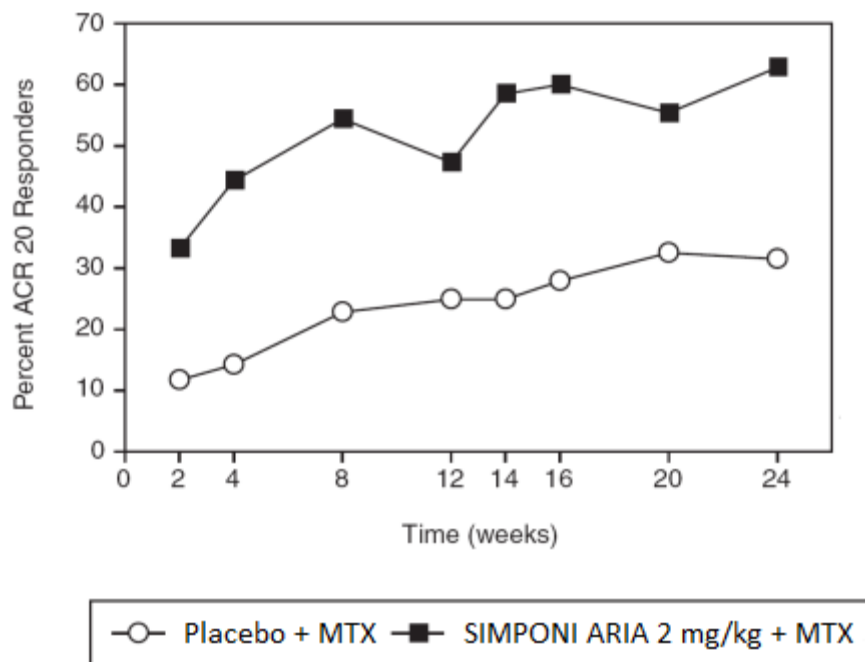
Table 1: Trial RA – Proportion of Patients with an ACR Response

Trial RA			
Active RA, despite MTX			
	Placebo + MTX	Golimumab (Simponi ARIA®) + MTX	95% CI ^a
N ^b	197	395	
ACR 20			
Week 14	25%	59%	25.9, 41.4
Week 24	32%	63%	23.3, 39.4
ACR 50			
Week 14	9%	30%	15.3, 27.2
Week 24	13%	35%	15.1, 28.4
ACR 70			
Week 14	3%	12%	5.3, 13.4
Week 24	4%	18%	8.8, 18.1

^aFor difference in proportions

^bN reflects randomized patients

Figure 1: Trial RA – Percent of Patients Achieving ACR 20 Response Over Time: Randomized Patients



The analysis is based on the intent-to-treat population. Last observation carried forward was performed for missing data. Patients who discontinued treatment due to lack of efficacy were counted as non-responders, as were patients who started prohibited medication or failed to achieve at least a 10% improvement in joint counts at Week 16.

The improvement in all components of the ACR response criteria for the Golimumab (Simponi ARIA®) + MTX group was greater compared to the placebo + MTX group in Trial RA as shown in Table 2.

Table 2: Trial RA – Components of ACR Response at Week 14

Trial RA		
Active RA, despite MTX		
	Placebo + MTX	Golimumab (Simponi ARIA®) + MTX
N ^a	197	395
Number of swollen joints (0-66)		
Baseline	15	15

Week 14	11	6
Number of tender joints (0-68)		
Baseline	26	26
Week 14	20	13
Patient's assessment of pain (0-10)		
Baseline	6.5	6.5
Week 14	5.6	3.9
Patient's global assessment of disease activity (0-10)		
Baseline	6.5	6.5
Week 14	5.5	4.0
Physician's global assessment of disease activity (0-10)		
Baseline	6.3	6.2
Week 14	4.9	3.1
HAQ score (0-3)		
Baseline	1.6	1.6
Week 14	1.4	1.1
CRP (mg/dL) (0-1)		
Baseline	2.2	2.8
Week 14	1.8	0.9

Note: All values are means.

^aN reflects randomized patients; actual number of patients evaluable for each endpoint may vary

At Week 14, a greater proportion of patients treated with Golimumab (Simponi ARIA[®]) + MTX achieved a low level of disease activity as measured by a DAS28-CRP less than 2.6 compared with the placebo + MTX group (15% compared to 5%; 95% CI for difference [6.3%, 15.5%]).

Radiographic Response

In Trial RA, structural joint damage was assessed radiographically and expressed as a change in van der Heijde-Modified Sharp Score (vdH-S) and its components, the erosion score and JointSpace Narrowing (JSN) score, at Week 24 compared to baseline. The Golimumab (Simponi ARIA[®]) + MTX treatment group inhibited the progression of structural damage compared with placebo + MTX, as assessed by total vdH-S score as shown in Table 3.

Table 3: Trial RA – Radiographic Change From Baseline at Week 24

	Placebo + MTX (N = 197) ^a	Golimumab (Simponi ARIA [®]) + MTX (N = 395) ^{a,b}
	Mean	Mean
Change Total vdH-S	1.1	0.03*
Change Erosion Score	0.5	-0.1
Change JSN Score	0.6	0.1

^aN reflects randomized patients.

^bp-value is displayed only for the major secondary endpoint

*p<0.001.

At Week 24, a greater proportion of patients in the Golimumab (Simponi ARIA[®]) + MTX group (71%) had no progression of structural damage (change in the total vdH-S score ≤ 0), compared to 57% of patients in the placebo + MTX group. At Week 52, the mean change from baseline in total vdH-S score was 1.2 in patients originally randomized to placebo + MTX who crossed over to Golimumab (Simponi ARIA[®]) + MTX at Week 16 or Week 24, and 0.1 in patients originally randomized to Golimumab (Simponi ARIA[®]) + MTX who remained on active treatment.

Physical Function Response in Patients with RA

Physical function was assessed by the disability index of the Health Assessment Questionnaire (HAQ-DI). At Week 14, the Golimumab (Simponi ARIA[®]) + MTX group showed greater mean improvement in the HAQ-DI compared with placebo + MTX (0.5 compared to 0.2; 95% CI for difference [0.2, 0.4]).

Other Health-Related Outcomes

General health status was assessed by the 36-item Short Form Health Survey (SF-36). In Trial RA, patients receiving Golimumab (Simponi ARIA[®]) + MTX demonstrated greater improvement from baseline compared with placebo + MTX in physical component summary (PCS), mental component summary (MCS) scores and in all 8 domains of the SF-36.

Fatigue was assessed by the Functional Assessment of Chronic Illness Therapy-Fatigue score (FACIT-F) in Trial RA. Treatment with Golimumab (Simponi ARIA®) resulted in improvement in fatigue as measured by FACIT-F.

Psoriatic Arthritis

The efficacy and safety of Golimumab (Simponi ARIA®) were evaluated in a multicenter, randomized, double-blind, placebo-controlled trial in 480 patients ≥ 18 years of age with active psoriatic arthritis despite NSAID or DMARD therapy (Trial PsA). Previous treatment with a biologic was not allowed. Patients in this trial had a diagnosis of PsA for at least six months and had symptoms of active disease [≥ 5 swollen joints and ≥ 5 tender joints and a CRP level of ≥ 0.6 mg/dL]. Patients were randomized to either receive Golimumab (Simponi ARIA®) 2 mg/kg (N=241) or placebo (N=239) as a 30-minute intravenous infusion at Weeks 0, 4, 12 and 20. All patients on placebo received Golimumab (Simponi ARIA®) at Week 24, Week 28 and every 8 weeks thereafter through Week 52. Patients in the Golimumab (Simponi ARIA®) treatment group continued to receive Golimumab (Simponi ARIA®) infusions at Week 28 and every 8 weeks through Week 52.

Patients were allowed to continue stable doses of MTX, NSAIDs, and low dose oral corticosteroids (equivalent to ≤ 10 mg of prednisone per day) during the trial. The use of other DMARDs including cytotoxic agents or other biologics was prohibited.

The primary endpoint was the percentage of patients achieving an ACR 20 response at Week 14.

Patients with each subtype of PsA were enrolled, including polyarticular arthritis with absence of rheumatoid nodules (44%), asymmetric peripheral arthritis (19%), distal interphalangeal joint involvement (8.1%), spondylitis with peripheral arthritis (25%), and arthritis mutilans (4.8%). The median duration of PsA disease was 3.5 years, 86% of patients had previously used MTX, and 35% of patients received at least one other DMARD in the past. At baseline, 76% and 54% of the patients had enthesitis and dactylitis, respectively. The median total modified vdH-S score at baseline was 15.5. During the trial, concomitant medications used included MTX (70%), oral corticosteroids (28%), and NSAIDs (71%).

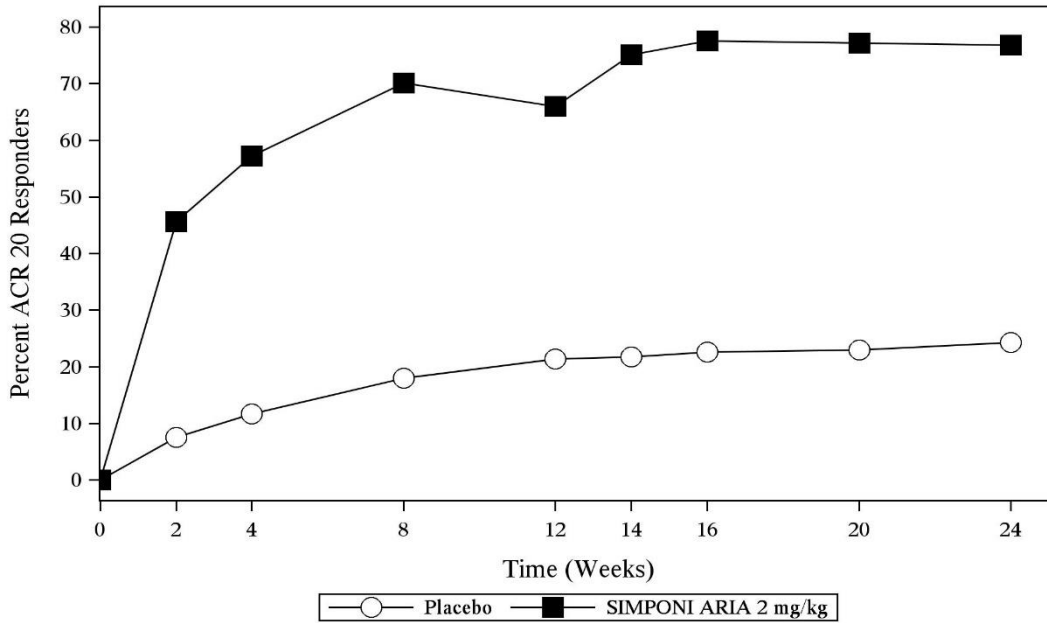
Clinical Response

In Trial PsA, Golimumab (Simponi ARIA®) treatment, compared with placebo, resulted in a significant improvement in signs and symptoms as demonstrated by the percentage of patients with an ACR 20 response at Week 14 (see Table 4). Similar ACR 20 responses at Week 24 were observed in patients with different PsA subtypes. ACR 20 responses observed in the Golimumab (Simponi ARIA®)-treated groups were similar in patients who were or were not receiving concomitant MTX.

Table 4: Trial PsA – Percentage of Patients with ACR Responses at Weeks 14 and 24			
	Placebo	Golimumab (Simponi ARIA®)	Difference from placebo (95% CI)
	(N^a = 239)	(N^a = 241)	
ACR 20 response			
Week 14	22%	75%	53%* (46, 61)
Week 24	24%	77%	53% (45, 60)
ACR 50 response			
Week 14	6.3%	44%	37% (30, 44)
Week 24	6.3%	54%	47% (40, 54)
ACR 70 response			
Week 14	2.1%	25%	22% (17, 28)
Week 24	3.3%	33%	29% (23, 36)
Note: The analysis is based on the intent-to-treat population. Last observation carried forward was performed for partial missing data and non-responder imputation for completely missing data. Patients who discontinued treatment due to lack of efficacy were imputed as non-responders, as were patients who started prohibited medication, increased corticosteroids or MTX, or failed to achieve at least a 5% improvement in joint counts at Week 16 and received a concomitant medication intervention (corticosteroids, MTX or NSAIDs). ^a N reflects randomized patients. Bold text indicates primary endpoint. *p<0.001			

The percentage of patients achieving ACR 20 responses by visit through Week 24 for Trial PsA is shown in Figure 2.

Figure 2: Trial PsA – Percentage of Patients Achieving ACR 20 Response Through Week 24



The analysis is based on the intent-to-treat population. Last observation carried forward was performed for partial missing data and non-responder imputation for completely missing data. Patients who discontinued treatment due to lack of efficacy were imputed as non-responders, as were patients who started prohibited medication, increased corticosteroids or MTX, or failed to achieve at least a 5% improvement in joint counts at Week 16 and received a concomitant medication intervention (corticosteroids, MTX or NSAIDs).

Table 5 shows the improvement in the individual components of the ACR response criteria for the Golimumab (Simponi ARIA®) and placebo groups in Trial PsA.

Table 5: Trial PsA – Mean Changes in ACR Components at Week 14				
	Placebo N^a = 239		Golimumab (Simponi ARIA®) N^a = 241	
	Baseline	Week 14 change from baseline	Baseline	Week 14 change from baseline
ACR Components				
No. of Swollen Joints (0-66)	14	-2.9	14	-11
Number of Tender Joints (0-68)	26	-4.2	25	-15
Patient's assessment of Pain (0-100 mm)	64	-11	63	-31
Patient Global Assessment (0-100 mm)	63	-11	65	-32
Physician Global Assessment (0-100 mm)	64	-13	62	-39
Disability Index (HAQ) (0-3) ^b	1.3	-0.13	1.3	-0.60
hsCRP (mg/L)	20	-2.9	19	-16
Note: All values are means. ^a N reflects randomized patients; actual number of patients evaluable for each endpoint may vary. ^b Health assessment Questionnaire-Disability Index				

Patients with enthesitis at baseline were evaluated for mean improvement using the Leeds Enthesitis Index (LEI) on a scale of 0-6. Golimumab (Simponi ARIA®)-treated patients showed a significantly greater improvement in enthesitis, with a mean reduction of 1.8 as compared with a mean reduction in placebo-treated patients of 0.8 at Week 14. Patients with dactylitis at baseline were evaluated for mean improvement on a scale of 0-60. Golimumab (Simponi ARIA®)-treated patients showed a significantly greater improvement, with a mean reduction of 7.8 compared with a mean reduction of 2.8 in placebo-treated patients at Week 14.

Radiographic Response

In Trial PsA, structural joint damage was assessed radiographically and expressed as a change from baseline at Week 24 in total modified vdH-S score and its components, the erosion score and JSN score. Golimumab (Simponi ARIA®) inhibited the progression of structural damage compared with placebo, as assessed by total modified vdH-S score as shown in Table 6.

Table 6: Trial PsA – Radiographic Change from Baseline at Week 24			
	Placebo N^a = 237	Golimumab (Simponi ARIA®) N^a = 237	Difference from placebo (95% CI)
	Mean	Mean	
Change Total Modified vdH-S Score	2.0	-0.4	-2.3 (-2.9, -1.7)
Note: All values are means. ^a N reflects randomized patients evaluable for radiographic assessment.			

At Week 24, a greater proportion of patients in the Golimumab (Simponi ARIA®) group (72%) had no progression of structural damage (change in the total modified vdH-S score ≤ 0), compared to 43% of patients in the placebo group.

Physical Function and Responses

Improvement in physical function as assessed by the Health Assessment Questionnaire Disability Index (HAQ-DI) demonstrated that the proportion of patients who achieved clinically meaningful improvement of ≥ 0.3 in HAQ-DI score from baseline was greater in the Golimumab (Simponi ARIA®)-treated group compared to placebo at Week 14 (69% compared to 32%).

Other Health Related Outcomes

General health status was assessed by the 36-item Short Form Health Survey (SF-36). In Trial PsA, patients receiving Golimumab (Simponi ARIA®) demonstrated greater improvement from baseline compared with placebo in physical component summary, mental component summary scores and in all 8 domains of the SF-36.

Ankylosing Spondylitis

The efficacy and safety of Golimumab (Simponi ARIA®) were evaluated in a multicenter, randomized, double-blind, placebo-controlled trial (Trial AS) in 208 patients ≥ 18 years of age with active ankylosing spondylitis (AS) and inadequate response or intolerance to NSAIDs. Patients had a diagnosis of definite AS for at least 3 months according to modified New York criteria. Patients had symptoms of active disease [Bath AS Disease Activity Index (BASDAI) ≥ 4, VAS for total back pain of ≥ 4, on scales of 0 to 10 cm (0 to 100 mm), and a hsCRP level of ≥ 0.3 mg/dL (3 mg/L)]. Patients were randomized to receive either Golimumab (Simponi ARIA®) 2 mg/kg (N=105) or placebo (N=103) as a 30-minute intravenous infusion at Weeks 0, 4 and 12. All patients on placebo received Golimumab (Simponi ARIA®) at Week 16, Week 20 and every 8 weeks thereafter through Week 52. Patients in the Golimumab (Simponi ARIA®) treatment group continued to receive Golimumab (Simponi ARIA®) infusions at Week 20 and every 8 weeks through Week 52. Patients were allowed to continue stable doses of concomitant MTX, SSZ, hydroxychloroquine (HCQ), low dose oral corticosteroids (equivalent to ≤ 10 mg of prednisone per day), and/or NSAIDs during the trial. The use of other DMARDs including cytotoxic agents or other biologics was prohibited. The primary endpoint was the percentage of patients achieving an Assessment in Ankylosing Spondylitis (ASAS) 20 response at Week 16.

In Trial AS, the median duration of AS disease was 2.8 years, median duration of inflammatory back pain was 8 years, 90% were HLA-B27 positive, 8.2% had prior joint surgery or procedure, 5.8% had complete ankylosis of the spine, 14% had received prior therapy with one biologic TNF blocker (other than golimumab) and discontinued for reasons other than lack of efficacy within the first 16 weeks of treatment (primary failure), and 76% received at least one DMARD in the past. During the trial, the use of concomitant medications was NSAIDs (88%), SSZ (38%), corticosteroids (26%), MTX (18%), and HCQ (0.5%).

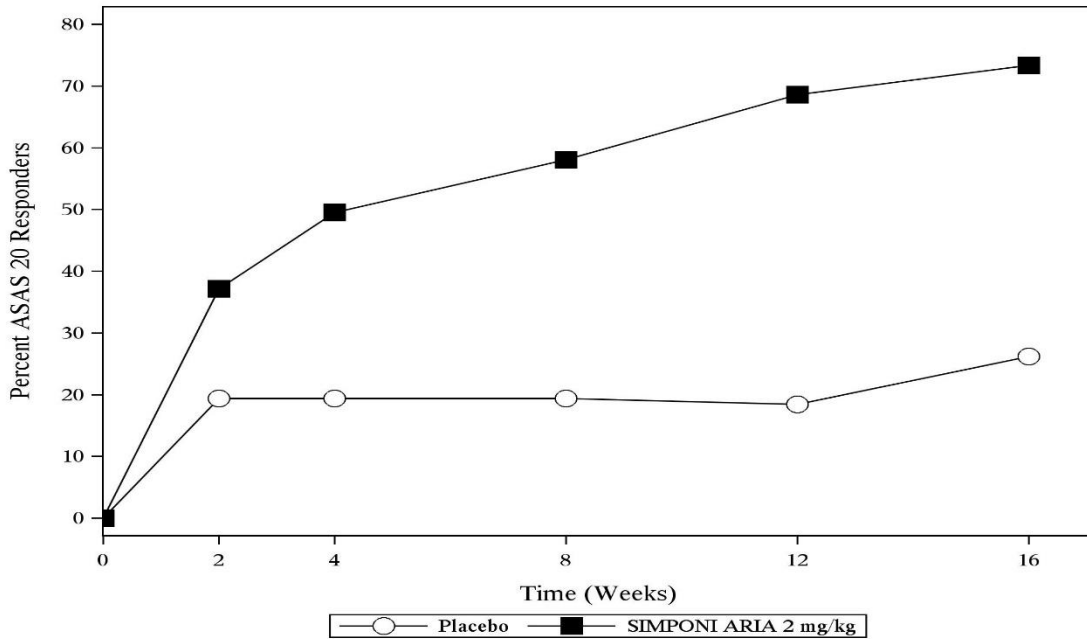
Clinical Response

In Trial AS, Golimumab (Simponi ARIA®) treatment, compared with placebo, resulted in a significant improvement in signs and symptoms as demonstrated by the percentage of patients with an ASAS 20 response at Week 16 (see Table 7).

Table 7: Trial AS – Percentage of ASAS Responders at Week 16			
	Placebo N ^a = 103	Golimumab (Simponi ARIA®) N ^a = 105	Treatment Difference (95% CI)
Responders			
ASAS 20	26%	73%	47%* (35, 59)
ASAS 40	8.7%	48%	39% (28, 50)
Note: The analysis is based on the intent-to-treat population. Last observation carried forward was performed for partial missing data and non-responder imputation for completely missing data. ^a N reflects randomized patients Bold text indicates primary endpoint. *p<0.001			

The percentage of patients achieving ASAS 20 responses by visit through Week 16 for Trial AS is shown in Figure 3.

Figure 3: Trial AS – Percentage of Patients Achieving an ASAS 20 Response Through Week 16



The analysis is based on the intent-to-treat population. Last observation carried forward was performed for partial missing data and non-responder imputation for completely missing data.

Table 8 shows the improvement in the components of the ASAS response criteria and other measures of disease activity for the Golimumab (Simpsoni ARIA®) and placebo groups in Trial AS.

	Placebo N ^a = 103		Golimumab (Simpsoni ARIA®) N ^a = 105	
	Baseline	Week 16 change from baseline	Baseline	Week 16 change from baseline
ASAS 20 Response criteria				
Patient Global Assessment of Disease Activity (0-100 mm) ^b	71	-8.3	73	-34
Total back pain (0-100 mm) ^c	73	-12	72	-32
BASFI (0-10) ^d	6.1	-0.5	6.3	-2.4
Inflammation (0-10) ^e	7.4	-1.1	7.3	-3.6
BASDAI Score	7.1	-1.1	7.1	-3.1
BASMI ^f	5.0	-0.1	5.0	-0.4
hsCRP (mg/L)	19	-2.3	20	-17

Note: All values are means
^aN reflects randomized patients; actual number of patients evaluable for each endpoint may vary.
^bMeasured on a Visual Analog Scale (VAS) with 0 = very well, 100 = very poor
^cMeasured on a Visual Analog Scale (VAS) with 0 = no pain, 100 = most severe pain
^dBASFI is Bath Ankylosing Spondylitis Functional Index
^eInflammation is the mean of 2 morning stiffness self-assessments in the BASDAI
^fBath Ankylosing Spondylitis Metrology Index

At Week 16, a greater percentage of patients treated with Golimumab (Simpsoni ARIA®) achieved a low level of disease activity (<2 [on a scale of 0 to 10 cm] in all four ASAS domains) compared with patients treated with placebo (16.2% vs. 3.9%).

Other Health-Related Outcomes

General health status was assessed by the 36-item Short Form Health Survey (SF-36). In Trial AS, patients receiving Golimumab (Simponi ARIA®) demonstrated greater improvement from baseline compared with placebo in physical component summary and mental component summary scores and in all 8 domains of the SF-36.

Golimumab (Simponi ARIA®)-treated patients showed significant improvement compared with placebo-treated patients in health related quality of life as assessed by the Ankylosing Spondylitis Quality of Life questionnaire (ASQoL).

THERAPEUTIC INDICATIONS

Rheumatoid Arthritis

Golimumab (Simponi ARIA®), in combination with methotrexate (MTX), is indicated for the treatment of adult patients with moderately to severely active rheumatoid arthritis.

Psoriatic Arthritis (PsA)

Golimumab (Simponi ARIA®) is indicated for the treatment of adult patients with active psoriatic arthritis.

Ankylosing Spondylitis (AS)

Golimumab (Simponi ARIA®) is indicated for the treatment of adult patients with active ankylosing spondylitis.

DOSAGE AND METHOD OF ADMINISTRATION

Dosage in Rheumatoid Arthritis, Psoriatic Arthritis, and Ankylosing Spondylitis

The Golimumab (Simponi ARIA®) dosage regimen is 2 mg per kg given as an intravenous infusion over 30 minutes at weeks 0 and 4, then every 8 weeks thereafter. Follow the dilution and administration instructions for Golimumab (Simponi ARIA®) (see ***Dosage and Method of Administration***).

For patients with rheumatoid arthritis (RA), Golimumab (Simponi ARIA®) should be given in combination with methotrexate.

The efficacy and safety of switching between intravenous and subcutaneous formulations and routes of administration have not been established.

Evaluation for Tuberculosis and Hepatitis B Prior to Dosage

Prior to initiating Golimumab (Simponi ARIA®) and periodically during therapy, evaluate patients for active tuberculosis and test for latent infection (see ***Special Warnings and Special Precautions for Use***). Prior to initiating Golimumab (Simponi ARIA®), test patients for hepatitis B viral infection (see ***Special Warnings and Special Precautions for Use***).

Important Administration Instructions

Golimumab (Simponi ARIA®) solution for intravenous infusion should be diluted by a healthcare professional using aseptic technique as follows:

1. Calculate the dosage and the number of Golimumab (Simponi ARIA®) vials needed based on the recommended dosage of 2 mg/kg and the patient's weight. Each 4 mL vial of Golimumab (Simponi ARIA®) contains 50 mg of golimumab.
2. Check that the solution in each vial is colorless to light yellow. The solution may develop a few fine translucent particles, as golimumab is a protein. Do not use if opaque particles, discoloration, or other foreign particles are present.
3. Dilute the total volume of the Golimumab (Simponi ARIA®) solution with 0.9% Sodium Chloride Injection, USP to a final volume of 100 mL. For example, this can be accomplished by withdrawing a volume of the 0.9% Sodium Chloride Injection, USP from the 100-mL infusion bag or bottle equal to the total volume of Golimumab (Simponi ARIA®). Slowly add the total volume of Golimumab (Simponi ARIA®) solution to the 100-mL infusion bag or bottle. Gently mix. Discard any unused solution remaining in the vials. Alternatively, Golimumab (Simponi ARIA®) can be diluted using the same method described above with 0.45% Sodium Chloride Injection, USP.
4. Prior to infusion, visually inspect the diluted Golimumab (Simponi ARIA®) solution for particulate matter or discoloration. Do not use if these exist.
5. Use only an infusion set with an in-line, sterile, non-pyrogenic, low protein-binding filter (pore size 0.22 micrometer or less).
6. Do not infuse Golimumab (Simponi ARIA®) concomitantly in the same intravenous line with other agents. No physical biochemical compatibility studies have been conducted to evaluate the use of Golimumab (Simponi ARIA®) with other intravenous agents in the same intravenous line.
7. Infuse the diluted solution over 30 minutes.

8. Once diluted, the infusion solution can be stored for 4 hours at room temperature.

CONTRAINDICATIONS

None.

SPECIAL WARNINGS AND SPECIAL PRECAUTIONS FOR USE

Serious Infections

Patients treated with Golimumab (Simponi ARIA®) are at increased risk for developing serious infections involving various organ systems and sites that may lead to hospitalization or death.

Opportunistic infections due to bacterial, mycobacterial, invasive fungal, viral, or parasitic organisms including aspergillosis, blastomycosis, candidiasis, coccidioidomycosis, histoplasmosis, legionellosis, listeriosis, pneumocystosis, and tuberculosis have been reported with TNF-blockers. Patients have frequently presented with disseminated rather than localized disease. The concomitant use of a TNF-blocker and abatacept or anakinra was associated with a higher risk of serious infections; therefore, the concomitant use of Golimumab (Simponi ARIA®) and these biologic products is not recommended (see **Special Warnings and Special Precautions for Use** and **Drug Interactions**).

Treatment with Golimumab (Simponi ARIA®) should not be initiated in patients with an active infection, including clinically important localized infections. Patients greater than 65 years of age, patients with co-morbid conditions and/or patients taking concomitant immunosuppressants such as corticosteroids or methotrexate may be at greater risk of infection. Consider the risks and benefits of treatment prior to initiating Golimumab (Simponi ARIA®) in patients:

- with chronic or recurrent infection;
- who have been exposed to tuberculosis;
- with a history of an opportunistic infection;
- who have resided or traveled in areas of endemic tuberculosis or endemic mycoses, such as histoplasmosis, coccidioidomycosis, or blastomycosis; or
- with underlying conditions that may predispose them to infection.

Monitoring

Closely monitor patients for the development of signs and symptoms of infection during and after treatment with Golimumab (Simponi ARIA®). Discontinue Golimumab (Simponi ARIA®) if a patient develops a serious infection, an opportunistic infection, or sepsis. For patients who develop a new infection during treatment with Golimumab (Simponi ARIA®), perform a prompt and complete diagnostic workup appropriate for an immunocompromised patient and initiate appropriate antimicrobial therapy and closely monitor them.

Tuberculosis

Cases of reactivation of tuberculosis or new tuberculosis infections have been observed in patients receiving TNF-blockers, including patients who have previously received treatment for latent or active tuberculosis. Evaluate patients for tuberculosis risk factors and test for latent infection prior to initiating Golimumab (Simponi ARIA®) and periodically during therapy.

Treatment of latent tuberculosis infection prior to therapy with TNF-blockers has been shown to reduce the risk of tuberculosis reactivation during therapy. Prior to initiating Golimumab (Simponi ARIA®), assess if treatment for latent tuberculosis is needed; An induration of 5 mm or greater is a positive tuberculin skin test, even for patients previously vaccinated with Bacille Calmette-Guerin (BCG).

Consider anti-tuberculosis therapy prior to initiation of Golimumab (Simponi ARIA®) in patients with a past history of latent or active tuberculosis in whom an adequate course of treatment cannot be confirmed, and for patients with a negative test for latent tuberculosis but having risk factors for tuberculosis infection. Consultation with a physician with expertise in the treatment of tuberculosis is recommended to aid in the decision whether initiating anti-tuberculosis therapy is appropriate for an individual patient.

Cases of active tuberculosis have occurred in patients treated with the subcutaneous formulation of golimumab during and after treatment for latent tuberculosis. Monitor patients for the development of signs and symptoms of tuberculosis including patients who tested negative for latent tuberculosis infection prior to initiating therapy, patients who are on treatment for latent tuberculosis, or patients who were previously treated for tuberculosis infection.

Consider tuberculosis in the differential diagnosis in patients who develop a new infection during Golimumab (Simponi ARIA®) treatment, especially in patients who have previously or recently traveled to countries with a high prevalence of tuberculosis, or who have had close contact with a person with active tuberculosis.

Invasive Fungal Infections

If patients develop a serious systemic illness and they reside or travel in regions where mycoses are endemic, consider invasive fungal infection in the differential diagnosis. Consider appropriate empiric antifungal therapy and take into account both the risk for severe fungal infection and the risks of antifungal therapy while a diagnostic workup is being performed. Antigen and antibody testing for histoplasmosis may be negative in some patients with active infection. To aid in the management of such patients, consider consultation with a physician with expertise in the diagnosis and treatment of invasive fungal infections.

Hepatitis B Virus Reactivation

The use of TNF-blockers, of which Golimumab (Simponi ARIA®) is a member, has been associated with reactivation of hepatitis B virus (HBV) in patients who are chronic hepatitis B carriers (i.e., surface antigen positive). In some instances, HBV reactivation occurring in conjunction with TNF-blocker therapy has been fatal. The majority of these reports have occurred in patients who received concomitant immunosuppressants.

All patients should be tested for HBV infection before initiating TNF-blocker therapy. For patients who test positive for hepatitis B surface antigen, consultation with a physician with expertise in the treatment of hepatitis B is recommended before initiating TNF-blocker therapy. The risks and benefits of treatment should be considered prior to prescribing TNF-blockers, including Golimumab (Simponi ARIA®), to patients who are carriers of HBV. Adequate data are not available on whether antiviral therapy can reduce the risk of HBV reactivation in HBV carriers who are treated with TNF-blockers. Patients who are carriers of HBV and require treatment with TNF-blockers should be closely monitored for clinical and laboratory signs of active HBV infection throughout therapy and for several months following termination of therapy.

In patients who develop HBV reactivation, TNF-blockers should be stopped and antiviral therapy with appropriate supportive treatment should be initiated. The safety of resuming TNF-blockers after HBV reactivation has been controlled is not known. Therefore, prescribers should exercise caution when considering resumption of TNF-blockers in this situation and monitor patients closely.

Malignancies

Malignancies in Pediatric Patients

Malignancies, some fatal, have been reported among children, adolescents, and young adults who received treatment with TNF-blocking agents (initiation of therapy \leq 18 years of age), of which Golimumab (Simponi ARIA®) is a member. Approximately half the cases were lymphomas, including Hodgkin's and non-Hodgkin's lymphoma. The other cases represented a variety of malignancies, including rare malignancies that are usually associated with immunosuppression, and malignancies that are not usually observed in children and adolescents. The malignancies occurred after a median of 30 months (range 1 to 84 months) after the first dose of TNF-blocker therapy. Most of the patients were receiving concomitant immunosuppressants. These cases were reported postmarketing and are derived from a variety of sources, including registries and spontaneous postmarketing reports. Use of Golimumab (Simponi ARIA®) in patients under 18 years of age has not been established.

Malignancies in Adult Patients

The risks and benefits of TNF-blocker treatment including Golimumab (Simponi ARIA®) should be considered prior to initiating therapy in patients with a known malignancy other than a successfully treated non-melanoma skin cancer (NMSC) or when considering continuing a TNF-blocker in patients who develop a malignancy.

In the controlled portions of clinical trials of TNF-blockers including the subcutaneous formulation of golimumab more cases of lymphoma have been observed among patients receiving anti-TNF treatment compared with patients in the control groups. Patients with RA and other chronic inflammatory diseases, particularly patients with highly active disease and/or chronic exposure to immunosuppressant therapies, may be at higher risk (up to several fold) than the general population for the development of lymphoma, even in the absence of TNF-blocking therapy. Cases of acute and chronic leukemia have been reported with TNF-blocker use, including Golimumab (Simponi ARIA®), in rheumatoid arthritis and other indications. Even in the absence of TNF-blocker therapy, patients with rheumatoid arthritis may be at a higher risk (approximately 2-fold) than the general population for the development of leukemia.

Rare postmarketing cases of hepatosplenic T-cell lymphoma (HSTCL) have been reported in patients treated with TNF-blocking agents. This rare type of T-cell lymphoma has a very aggressive disease course and is usually fatal. Nearly all of the reported TNF-blocker associated cases have occurred in patients with Crohn's disease or ulcerative colitis. The majority were in

adolescent and young adult males. Almost all these patients had received treatment with azathioprine (AZA) or 6-mercaptopurine (6-MP) concomitantly with a TNF-blocker at or prior to diagnosis. A risk for the development for hepatosplenic T-cell lymphoma in patients treated with TNF-blockers cannot be excluded.

Melanoma and Merkel cell carcinoma have been reported in patients treated with TNF-blocking agents, including Golimumab (Simponi ARIA®). Periodic skin examination is recommended for all patients, particularly those with risk factors for skin cancer.

In controlled trials of other TNF-blockers in patients at higher risk for malignancies (e.g., patients with chronic obstructive pulmonary disease [COPD], patients with Wegener's granulomatosis treated with concomitant cyclophosphamide) a greater portion of malignancies occurred in the TNF-blocker group compared to the controlled group. In an exploratory clinical trial evaluating the use of the subcutaneous formulation of golimumab in patients with severe persistent asthma, more patients treated with golimumab reported malignancies compared with control patients. The significance of this finding is unknown.

During the controlled portion of the Phase 3 trial in RA for Golimumab (Simponi ARIA®), the incidence of malignancies other than lymphoma and NMSC per 100-patient-years of follow-up was 0.56 (95% CI: 0.01, 3.11) in the Golimumab (Simponi ARIA®) group compared with an incidence of 0 (95% CI: 0.00, 3.79) in the placebo group.

Congestive Heart Failure

Cases of worsening congestive heart failure (CHF) and new onset CHF have been reported with TNF-blockers, including Golimumab (Simponi ARIA®). Some cases had a fatal outcome. In several exploratory trials of other TNF-blockers in the treatment of CHF, there were greater proportions of TNF-blocker treated patients who had CHF exacerbations requiring hospitalization or increased mortality. Golimumab (Simponi ARIA®) has not been studied in patients with a history of CHF and Golimumab (Simponi ARIA®) should be used with caution in patients with CHF. If a decision is made to administer Golimumab (Simponi ARIA®) to patients with CHF, these patients should be closely monitored during therapy, and Golimumab (Simponi ARIA®) should be discontinued if new or worsening symptoms of CHF appear.

Demyelinating Disorders

Use of TNF-blockers, including Golimumab (Simponi ARIA®), has been associated with rare cases of new onset or exacerbation of central nervous system (CNS) demyelinating disorders, including multiple sclerosis (MS), and peripheral demyelinating disorders, including Guillain-Barré syndrome. Cases of central demyelination, MS, optic neuritis, and peripheral demyelinating polyneuropathy have rarely been reported in patients treated with golimumab. Prescribers should exercise caution in considering the use of TNF-blockers, including Golimumab (Simponi ARIA®), in patients with central or peripheral nervous system demyelinating disorders. Discontinuation of Golimumab (Simponi ARIA®) should be considered if these disorders develop.

Autoimmunity

Treatment with TNF blockers, including Golimumab (Simponi ARIA®), may result in the formation of antinuclear antibodies (ANA). Rarely, treatment with TNF blockers, may result in the development of a lupus-like syndrome [see **Undesirable Effects**]. If a patient develops symptoms suggestive of a lupus-like syndrome following treatment with Golimumab (Simponi ARIA®), treatment should be discontinued.

Use with Abatacept

In controlled trials, the concurrent administration of another TNF-blocker and abatacept was associated with a greater proportion of serious infections than the use of a TNF-blocker alone; and the combination therapy, compared to the use of a TNF-blocker alone, has not demonstrated improved clinical benefit in the treatment of RA. Therefore, the combination of TNF-blockers, including Golimumab (Simponi ARIA®), and abatacept is not recommended (see **Drug Interactions**).

Use with Anakinra

Concurrent administration of anakinra (an interleukin-1 antagonist) and another TNF-blocker was associated with a greater portion of serious infections and neutropenia and no additional benefits compared with the TNF-blocker alone. Therefore, the combination of anakinra with TNF-blockers, including Golimumab (Simponi ARIA®), is not recommended (see **Drug Interactions**).

Switching Between Biological Disease Modifying Antirheumatic Drugs (DMARDs)

Care should be taken when switching from one biologic product to another biologic product since overlapping biological activity may further increase the risk of infection.

Hematologic Cytopenias

There have been reports of pancytopenia, leukopenia, neutropenia, agranulocytosis, aplastic anemia, and thrombocytopenia in patients receiving golimumab. Caution should be exercised when using TNF-blockers, including Golimumab (Simponi ARIA®), in patients who have or have had significant cytopenias.

Vaccinations/Therapeutic Infectious Agents

Live Vaccines

Patients treated with Golimumab (Simponi ARIA®) may receive vaccinations, except for live vaccines. In patients receiving anti-TNF therapy, limited data are available on the response to live vaccination, or on the secondary transmission of infection by live vaccines. Use of live vaccines could result in clinical infections, including disseminated infections.

Therapeutic Infectious Agents

Other uses of therapeutic infectious agents such as live attenuated bacteria (e.g., BCG bladder instillation for the treatment of cancer) could result in clinical infections, including disseminated infections. It is recommended that therapeutic infectious agents not be given concurrently with Golimumab (Simponi ARIA®).

Hypersensitivity Reactions

In postmarketing experience, serious systemic hypersensitivity reactions (including anaphylaxis) have been reported following administration of the subcutaneous and intravenous formulations of golimumab including Golimumab (Simponi ARIA®). Hypersensitivity reactions including hives, pruritus, dyspnea, and nausea, were reported during infusion and generally within an hour after infusion. Some of these reactions occurred after the first administration of golimumab. If an anaphylactic or other serious allergic reaction occurs, administration of Golimumab (Simponi ARIA®) should be discontinued immediately and appropriate therapy instituted.

USE IN SPECIFIC POPULATIONS

Pregnancy

Risk Summary

There are no adequate and well-controlled trials of Golimumab (Simponi ARIA®) in pregnant women. Monoclonal antibodies, such as golimumab, are transported across the placenta during the third trimester of pregnancy and may affect immune response in the *in utero* exposed infant. There are clinical considerations for the use of Golimumab (Simponi ARIA®) in pregnant women [see *Clinical Considerations*]. In an animal reproductive study, golimumab administered by the subcutaneous route to pregnant monkeys, during the period of organogenesis, at doses that produced exposures approximately 200 times the maximum recommended human dose (MRHD) had no adverse fetal effects.

All pregnancies have a background risk of birth defect, loss, or other adverse outcomes. The estimated background risk of major birth defects and miscarriage for the indicated populations is unknown. In the U.S. general population, the estimated background risks of major birth defects and miscarriage in clinically recognized pregnancies is 2-4% and of miscarriage is 15-20%, respectively.

Clinical Considerations

Fetal/Neonatal Adverse Reactions

Golimumab crosses the placenta during pregnancy. Another TNF-blocking monoclonal antibody administered during pregnancy was detected for up to 6 months in the serum of infants. Consequently, these infants may be at increased risk of infection. Administration of live vaccines to infants exposed to Golimumab (Simponi ARIA®) *in utero* is not recommended for 6 months following the Mother's last Golimumab (Simponi ARIA®) infusion during pregnancy (see *Special Warnings and Special Precautions for Use and Drug Interactions*).

Data

Human Data

Limited data on use of Golimumab (Simponi ARIA®) in pregnant women from observational studies, published case reports, and postmarketing surveillance are insufficient to inform a drug associated risk.

Animal Data

In an embryofetal developmental toxicology study in which pregnant cynomolgus monkeys were treated with golimumab during the period of organogenesis from gestation days (GD) 20 to 51, exposures up to 200 times greater than the exposure at the MRHD (on an area under the curve (AUC) basis with maternal subcutaneous doses up to 50 mg/kg twice weekly) produced no evidence of fetal malformations or embryotoxicity. There was no evidence of maternal toxicity. Umbilical cord blood samples collected at the end of the second trimester showed that fetuses were exposed to golimumab during gestation.

In a pre- and postnatal developmental study in which pregnant cynomolgus monkeys were treated with golimumab from gestation day 50 to postpartum day 33, maximal drug concentrations up to 33 times greater than that found with the MRHD (on a maximum blood concentration (C_{max}) basis at steady-state with maternal subcutaneous doses up to 50 mg/kg twice weekly) were not associated with any evidence of developmental defects in infants. There was no evidence of maternal toxicity. Golimumab was present in fetal serum at the end of the second trimester and in neonatal serum from the time of birth and for up to 6 months postpartum.

Lactation

Risk Summary

There is no information regarding the presence of Golimumab (Simponi ARIA®) in human milk, the effects on breastfed infants, or the effects on milk production. Maternal IgG is known to be present in human milk. If golimumab is transferred into human milk, the effects of local exposure in the gastrointestinal tract and potential limited systemic exposure in the infant to golimumab are unknown. The developmental and health benefits of breast-feeding should be considered along with the mother's clinical need for Golimumab (Simponi ARIA®) and any potential adverse effects on the breast-fed infants from Golimumab (Simponi ARIA®), or from the underlying maternal condition.

Data

Animal Data

In the pre- and postnatal development study in cynomolgus monkeys in which golimumab was administered subcutaneously during pregnancy and lactation, golimumab was detected in the breast milk at concentrations that were approximately 400-fold lower than the maternal serum concentrations.

Pediatric Use

Safety and effectiveness of Golimumab (Simponi ARIA®) in pediatric patients less than 18 years of age have not been established. Malignancies, some fatal, have been reported among children, adolescents, and young adults who received treatment with other TNF-blocking agents (*see Special Warnings and Special Precautions for Use*).

Geriatric Use

In Trial RA, the number of patients ages 65 or older was too small to make comparisons with younger Golimumab (Simponi ARIA®)-treated patients. Because there is a higher incidence of infections in the geriatric population in general, caution should be used in treating geriatric patients with Golimumab (Simponi ARIA®).

DRUG INTERACTIONS

Methotrexate

Golimumab (Simponi ARIA®) should be used with MTX for the treatment of RA (*see Clinical Studies*). Following IV administration, concomitant administration of methotrexate decreases the clearance of Golimumab (Simponi ARIA®) by approximately 9% based on population pharmacokinetics (PK) analysis. In addition, concomitant administration of methotrexate decreases the Golimumab (Simponi ARIA®) clearance by reducing the development of antibodies to golimumab.

Golimumab (Simponi ARIA®) may be used with or without MTX for the treatment of PsA or AS (*see Clinical Studies and Clinical Pharmacology*).

Biologic Products for RA, PsA and/or AS

An increased risk of serious infections has been seen in clinical RA studies of other TNF-blockers used in combination with anakinra or abatacept, with no added benefit; therefore, use of Golimumab (Simponi ARIA®) with other biologic products, including abatacept or anakinra, is not recommended (*see Special Warnings and Special Precautions for Use*). A higher rate of serious infections has also been observed in RA patients treated with rituximab who received subsequent treatment with a TNF-blocker. The concomitant use of Golimumab (Simponi ARIA®) with biologics approved to treat RA, PsA or AS is not recommended because of the possibility of an increased risk of infection.

Live Vaccines/Therapeutic Infectious Agents

Live vaccines should not be given concurrently with Golimumab (Simponi ARIA®) (*see Special Warnings and Special Precautions for Use*).

Therapeutic infectious agents should not be given concurrently with Golimumab (Simponi ARIA®) (*see Special Warnings and Special Precautions for Use*).

Infants born to women treated with Golimumab (Simponi ARIA®) during their pregnancy may be at increased risk of infection for up to 6 months. Administration of live vaccines to infants exposed to Golimumab (Simponi ARIA®) *in utero* is not recommended for 6 months following the mother's last Golimumab (Simponi ARIA®) infusion during pregnancy (see *Use in Specific Populations*).

Cytochrome P450 Substrates

The formation of CYP450 enzymes may be suppressed by increased levels of cytokines (e.g., TNF α) during chronic inflammation. Therefore, it is expected that for a molecule that antagonizes cytokine activity, such as golimumab, the formation of CYP450 enzymes could be normalized. Upon initiation or discontinuation of Golimumab (Simponi ARIA®) in patients being treated with CYP450 substrates with a narrow therapeutic index, monitoring of the effect (e.g., warfarin) or drug concentration (e.g. cyclosporine or theophylline) is recommended and the individual dose of the drug product may be adjusted as needed.

UNDESIRABLE EFFECTS

The most serious adverse reactions were:

- Serious Infections (see ***Special Warnings and Special Precautions for Use***)
- Malignancies (see ***Special Warnings and Special Precautions for Use***)

Clinical Trials Experience

Because clinical trials are conducted under widely varying conditions, adverse reaction rates observed in the clinical trials of a drug cannot be directly compared to rates in the clinical trials of another drug and may not reflect the rates observed in clinical practice.

The safety data described below are based on one, randomized, double-blind, controlled Phase 3 trial in patients with RA receiving Golimumab (Simponi ARIA®) by intravenous infusion (Trial RA). The protocol included provisions for patients taking placebo to receive treatment with Golimumab (Simponi ARIA®) at Week 16 or Week 24 either by patient response (based on uncontrolled disease activity) or by design, so that adverse events cannot always be unambiguously attributed to a given treatment. Comparisons between placebo and Golimumab (Simponi ARIA®) were based on the first 24 weeks of exposure.

Trial RA included 197 control-treated patients and 463 Golimumab (Simponi ARIA®)-treated patients (which includes control-treated patients who switched to Golimumab (Simponi ARIA®) at Week 16). The proportion of patients who discontinued treatment due to adverse reactions in the controlled phase of Trial RA through Week 24 was 3.5% for Golimumab (Simponi ARIA®)-treated patients and 0.5% for placebo-treated patients. Upper respiratory tract infection was the most common adverse reaction reported in the trial through Week 24 occurring in 6.5% of Golimumab (Simponi ARIA®)-treated patients as compared with 7.6% of control-treated patients, respectively.

Infections

Serious infections observed in Golimumab (Simponi ARIA®)-treated patients included sepsis, pneumonia, cellulitis, abscess, opportunistic infections, tuberculosis (TB), and invasive fungal infections. Cases of TB included pulmonary and extrapulmonary TB. The majority of the TB cases occurred in countries with a high incidence rate of TB (see ***Special Warnings and Special Precautions for Use***).

In the controlled phase of Trial RA through Week 24, infections were observed in 27% of Golimumab (Simponi ARIA®)-treated patients compared with 24% of control-treated patients, and serious infections were observed in 0.9% of Golimumab (Simponi ARIA®)-treated patients and 0.0% of control-treated patients. Through Week 24, the incidence of serious infections per 100 patient-years of follow-up was 2.2 (95% CI 0.61, 5.71) for the Golimumab (Simponi ARIA®) group, and 0 (0.00, 3.79) for the placebo group. In the controlled and uncontrolled portions of Trial RA, 958 total patient-years of follow-up with a median follow-up of approximately 92 weeks, the incidence per 100 patient-years of all serious infections was 4.07 (95% CI: 2.90, 5.57) in patients receiving Golimumab (Simponi ARIA®) (see ***Special Warnings and Special Precautions for Use***). In the controlled and uncontrolled portions of Trial RA, in Golimumab (Simponi ARIA®)-treated patients, the incidence of active TB per 100 patient-years was 0.31 (95% CI: 0.06; 0.92) and the incidence of other opportunistic infections per 100 patient-years was 0.42 (95% CI: 0.11, 1.07).

Malignancies

One case of malignancy other than lymphoma and NMSC with Golimumab (Simponi ARIA®) was reported through Week 24 during the controlled phase of Trial RA. In the controlled and uncontrolled portions through approximately 92 weeks, the incidence of malignancies per 100 patient-years, other than lymphoma and NMSC, in Golimumab (Simponi ARIA®)-treated patients was 0.31 (95% CI: 0.06, 0.92) and the incidence of NMSC was 0.1 (95% CI: 0.00, 0.58).

Liver Enzyme Elevations

There have been reports of severe hepatic reactions including acute liver failure in patients receiving TNF-blockers.

In the controlled phase of Trial RA, through Week 24, ALT elevations $\geq 5 \times$ ULN occurred in 0.8% of Golimumab (Simponi ARIA[®])-treated patients and 0% of control-treated patients and ALT elevations $\geq 3 \times$ ULN occurred in 2.3% of Golimumab (Simponi ARIA[®])-treated patients and 2.5% of control-treated patients.

In the controlled phase of Trial PsA, through Week 24, ALT elevations $\geq 5 \times$ ULN occurred in 1.7% of Golimumab (Simponi ARIA[®])-treated patients and <1% of placebo-treated patients, and ALT elevations $\geq 3 \times$ ULN to < 5 x ULN occurred in 2.9% of Golimumab (Simponi ARIA[®])-treated patients and <1% of placebo-treated patients.

Since many of the patients in the Phase 3 trials were also taking medications that cause liver enzyme elevations (e.g., nonsteroidal anti-inflammatory drugs [NSAIDs], MTX, or isoniazid prophylaxis), the relationship between Golimumab (Simponi ARIA[®]) and liver enzyme elevation is not clear.

Autoimmune Disorders and Autoantibodies

At Week 20 in Trial RA, 17% of Golimumab (Simponi ARIA[®])-treated patients and 13% of control patients were newly antinuclear antibody (ANA)-positive. Of these patients, one Golimumab (Simponi ARIA[®])-treated patient and no control-treated patients had newly positive anti-dsDNA antibodies (*see **Special Warnings and Special Precautions for Use***).

Administration Reactions

In the controlled phase of Trial RA through Week 24, 1.1% of Golimumab (Simponi ARIA[®]) infusions were associated with an infusion reaction compared with 0.2% of infusions in the control group. The most common infusion reaction in Golimumab (Simponi ARIA[®])-treated patients was rash. No serious infusion reactions were reported.

Other Adverse Reactions

Table 9 summarizes the adverse drug reactions that occurred at a rate of at least 1% in the Golimumab (Simponi ARIA[®]) + MTX group with a higher incidence than in the placebo + MTX group during the controlled period of Trial RA through Week 24.

Table 9: Adverse Drug Reactions Reported by $\geq 1\%$ of Golimumab (Simponi ARIA[®])-Treated Patients and with a Higher Incidence than Placebo-Treated Patients in Trial RA through Week 24

	Placebo + MTX	Golimumab (Simponi ARIA [®]) + MTX
Patient treated	197	463
Adverse Reaction		
Infections and infestations		
Upper respiratory tract infection (such as upper respiratory tract infection, nasopharyngitis, pharyngitis, laryngitis, and rhinitis)	12%	13%
Viral infections (such as influenza and herpes)	3%	4%
Bacterial infections	0%	1%
Bronchitis	1%	3%
Vascular disorders		
Hypertension	2%	3%
Skin and subcutaneous disorders		
Rash	1%	3%
General disorders and administration site conditions		
Pyrexia	1%	2%
Blood and lymphatic disorders		
Leukopenia	0%	1%

Other and Less Common Clinical Trial Adverse Drug Reactions

Adverse drug reactions that do not appear in Table 9 or that occurred < 1% in Golimumab (Simponi ARIA[®])-treated patients during Trial RA through Week 24 that do not appear in the Special Warnings and Special Precautions for use section included the following events listed by system organ class:

Infections and infestations: Superficial fungal infection, sinusitis, abscess, lower respiratory tract infection (pneumonia), pyelonephritis

Investigations: Alanine aminotransferase (ALT) increased, aspartate aminotransferase (AST) increased, neutrophil count decreased

Nervous system disorders: Dizziness, paresthesia

Gastrointestinal disorders: Constipation

Psoriatic Arthritis

Trial PsA evaluated 480 patients (*see Clinical Studies*). The adverse reactions were similar to those observed in patients with RA, with the exception of psoriasis (new onset or worsening, palmar/plantar and pustular), which occurred in <1% of Golimumab (Simponi ARIA®)-treated patients. The incidence of the adverse reactions reported in Trial PsA were similar to Trial RA with the exceptions of higher incidence in Golimumab (Simponi ARIA®) for ALT increased (7.9% vs. 2.1% in placebo), AST increased (5.4% vs. 2.1% in placebo), and neutrophil count decreased (4.6% vs. 2.1% in placebo).

Ankylosing Spondylitis

Trial AS evaluated 208 patients (*see Clinical Studies*). The adverse reactions were similar to those reported in patients with RA, with the exception of the higher incidence of ALT increased, which occurred in 2.9% of Golimumab (Simponi ARIA®)-treated patients compared with none of the placebo-treated patients.

Immunogenicity

As with all therapeutic proteins, there is potential for immunogenicity. The detection of antibody formation is highly dependent on the sensitivity and specificity of the assay. Additionally, the observed incidence of antibody (including neutralizing antibody) positivity in an assay may be influenced by several factors including assay methodology, sample handling, timing of sample collection, concomitant medications, and underlying disease. For these reasons, comparison of the incidence of antibodies to golimumab in the trials described below with the incidence of antibodies in other trials or to other products may be misleading.

Using an enzyme immunoassay (EIA) method, antibodies to golimumab were detected in 13 (3%) golimumab-treated patients following IV administration of Golimumab (Simponi ARIA®) in combination with MTX through Week 24 of Trial RA, of which all were neutralizing antibodies.

A drug-tolerant enzyme immunoassay (drug-tolerant EIA) method for detecting antibodies to golimumab was developed and validated. This method is approximately 16-fold more sensitive than the original EIA method with less interference from golimumab in serum. The incidence of antibodies to golimumab with the drug-tolerant EIA method for Trials RA, PsA and AS was 21%, 19% and 19%, respectively. Where tested, approximately one-third were neutralizing.

Patients with RA, PsA and AS who developed anti-golimumab antibodies generally had lower trough steady-state serum concentrations of golimumab (*see Pharmacokinetics*).

Postmarketing Experience

The following adverse reactions have been identified during post-approval use of golimumab. Because these reactions are reported voluntarily from a population of uncertain size, it is not always possible to reliably estimate their frequency or establish a causal relationship to golimumab exposure.

General Disorders and Administration Site Conditions: Infusion-related reactions (*see Special Warnings and Special Precautions for Use*)

Neoplasm benign and malignant: Melanoma, Merkel cell carcinoma (*see Special Warnings and Special Precautions for Use*)

Immune system disorders: Serious systemic hypersensitivity reactions (including anaphylactic reaction) (*see Special Warnings and Special Precautions for Use*), sarcoidosis

Respiratory, thoracic and mediastinal disorders: Interstitial lung disease

Skin and subcutaneous tissue disorders: Skin exfoliation, bullous skin reactions

OVERDOSE

In a clinical study, 5 patients received single infusions of up to 1000 mg of Golimumab (Simponi ARIA®) without serious adverse reactions or other significant reactions.

STORAGE CONDITIONS

Golimumab (Simponi ARIA®) must be refrigerated at 2-8°C and protected from light.

Keep the product in the original carton to protect from light until the time of use. Do not freeze. Do not shake.

AVAILABILITY

1 vial/Box of 1's

CAUTION

Foods, Drugs, Devices and Cosmetics Act prohibits dispensing without prescription.

Patient must seek medical attention immediately at the first sign of any adverse drug reaction. For suspected adverse drug reaction, report to the FDA: www.fda.gov.ph.

Questions or comments? Email us at Janssendrugsafety_Phil@its.jnj.com.

REGISTRATION NUMBER

BR-1348

DATE OF FIRST AUTHORIZATION

07 May 2021

MANUFACTURED BY

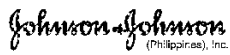
Cilag AG

Hochstrasse 201

Schaffhausen

8200 Switzerland

IMPORTED BY

 (Philippines), Inc.

KM 14 Edison Road, Merville,
Parañaque City

Version date : *February 2021 USPI*